

Scaled data based on original data using
LM-79-08 Approved Method: Electrical and Photometric Measurements of Solid-
State Lighting Products

Test Report Prepared for
Cooper Lighting Solutions
(formerly Eaton)

Brand: McGRAW-EDISON

Report Number: P316935

Luminaire Tested: **GLEON-SA1D-827-U-5NQ**

Issue Date: 3/3/2020

Test Information

Test Method: LM-79-08
Report Number: P316935
TEST IS SCALED FROM IESNA LM-79-08 TEST DATA (G2-1903-205-5)
Test Lab: INNOVATION CENTER
Issue Date: 3/3/2020
Manufacturer: COOPER LIGHTING SOLUTIONS (FORMERLY EATON)
Product Line: McGRAW-EDISON
Catalog Number: GLEON-SA1D-827-U-5NQ
Description: GALLEON AREA AND ROADWAY LUMINAIRE
(1) 80 CRI, 2700K, 1200mA LIGHTSQUARE WITH 16 LEDS AND TYPE V NARROW OPTICS
Light Source: -
Ballast/Driver: ELECTRONIC DRIVER

Summary

Lumens per Lamp: N/A
Luminaire Lumens: 6160 lumens
Efficiency: N/A
Efficacy: 91.9 lumens/watt
Luminous Opening: Rectangular (W 0.5' x L: 0.5' x H: 0')
IES Classification: Type V - Short
BUG Rating: B2 - U0 - G1

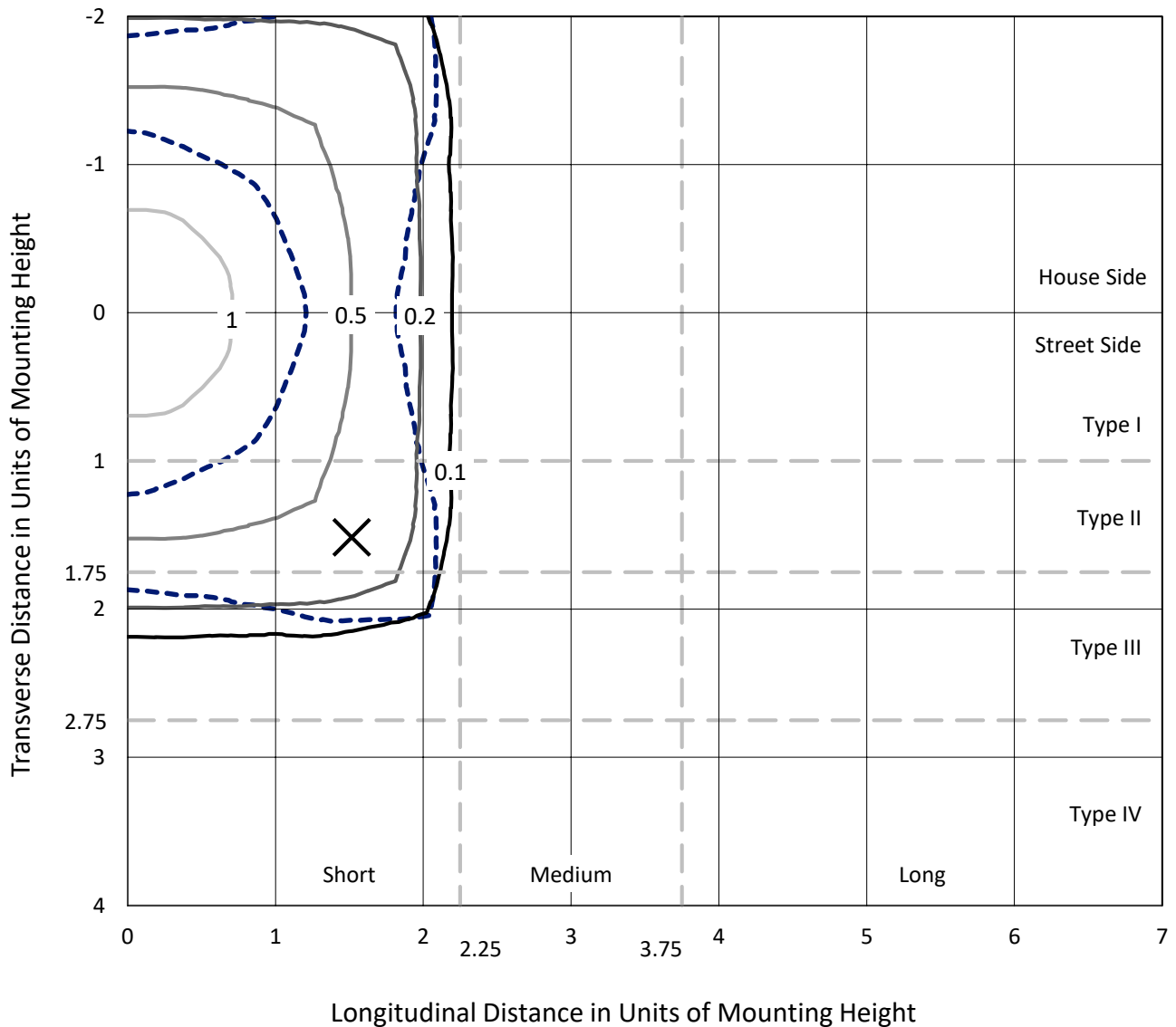
Input Watts (W): 67
Input Voltage (V): NR
Input Current (Ain): NR
Voltage Rise (V): NR
Power Factor: NR
Total Harmonic Distortion (THDi): NR
Frequency (hertz): 60
Stabilization Time: NR
Operation Time: NR
Ambient Temperature (°C): NR
Test Distance: 24 FT



REPORT NUMBER: P316935
 CATALOG NUMBER: GLEON-SA1D-827-U-5NQ

Iso-Footcandle Lines of Horizontal Illumination

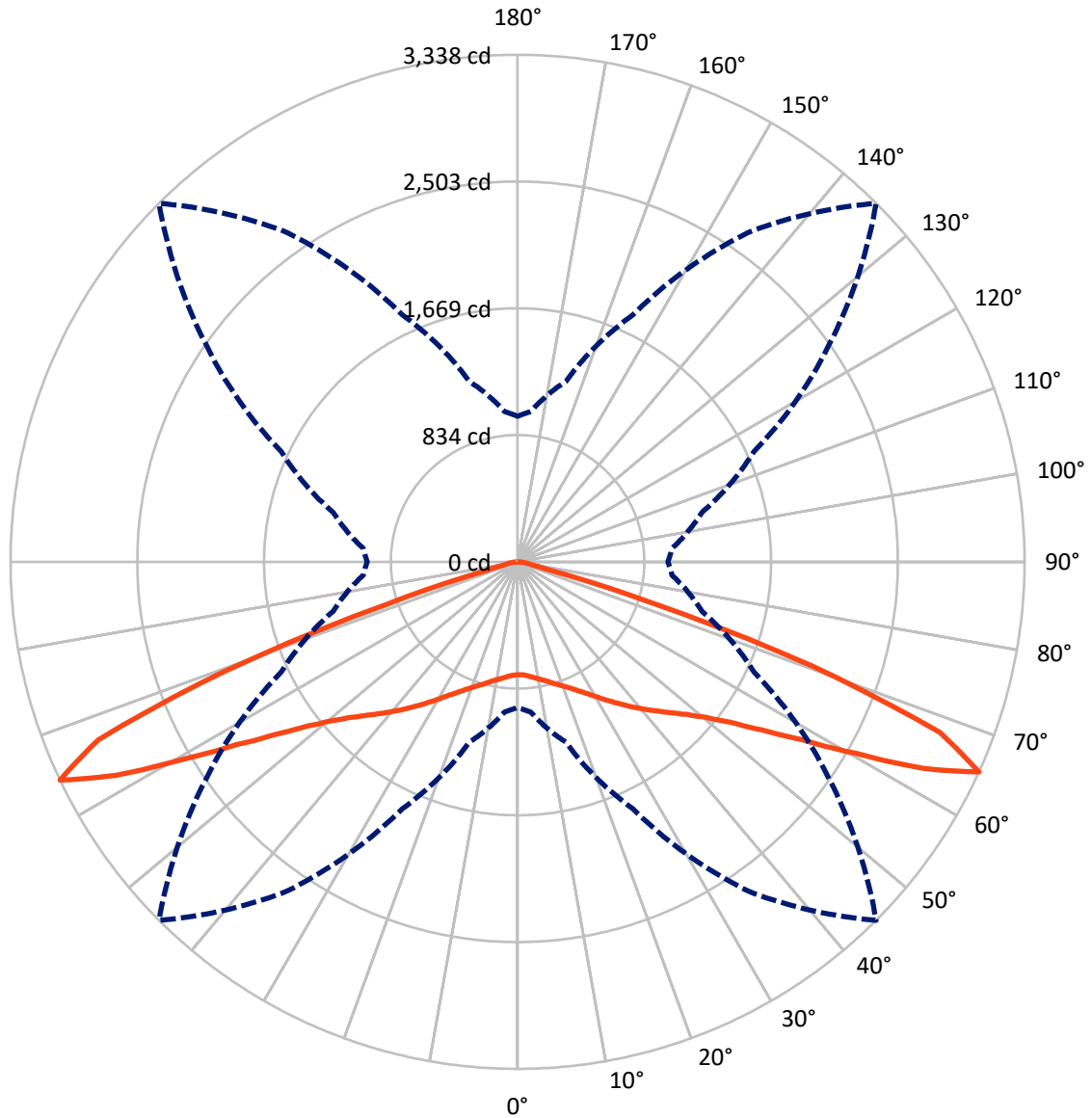
× Max cd
 - - - 1/2 Max cd



Based on 25 foot mounting height. Maximum calculated value = 1.2 fc
 Type V - Short - N/A

REPORT NUMBER: P316935
CATALOG NUMBER: GLEON-SA1D-827-U-5NQ

Luminous Intensity Polar Plot



— Vertical Plane Through 45-Deg Lateral - - - Horizontal Cone Through 65-Deg Vertical

REPORT NUMBER: P316935
 CATALOG NUMBER: GLEON-SA1D-827-U-5NQ

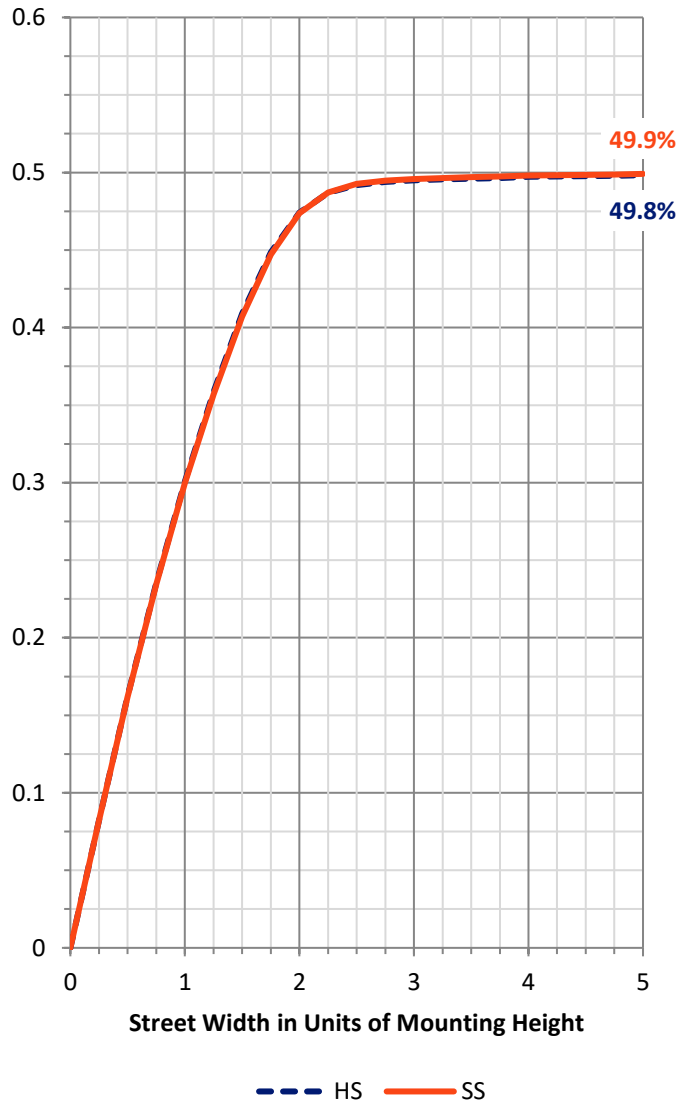
FLUX DISTRIBUTION:

		Downward	Upward	Total
House Side	Lumens	3080.0	0.0	3080.0
	% Fixture	50.0	0.0	50.0
Street Side	Lumens	3080.0	0.0	3080.0
	% Fixture	50.0	0.0	50.0
Total	Lumens	6160.0	0.0	6160.0
	% Fixture	100.0	0.0	100.0

ZONAL LUMENS:

Zone	Lumens	% Fixture
0°-10°	73.0	1.2
10°-20°	234.6	3.8
20°-30°	440.2	7.1
30°-40°	727.9	11.8
40°-50°	1127.4	18.3
50°-60°	1729.2	28.1
60°-70°	1613.5	26.2
70°-80°	187.8	3.0
80°-90°	26.4	0.4
90°-100°	0.0	0.0
100°-110°	0.0	0.0
110°-120°	0.0	0.0
120°-130°	0.0	0.0
130°-140°	0.0	0.0
140°-150°	0.0	0.0
150°-160°	0.0	0.0
160°-170°	0.0	0.0
170°-180°	0.0	0.0
0°-90°	6160.0	100.0
0°-180°	6160.0	100.0

Coefficient of Utilization



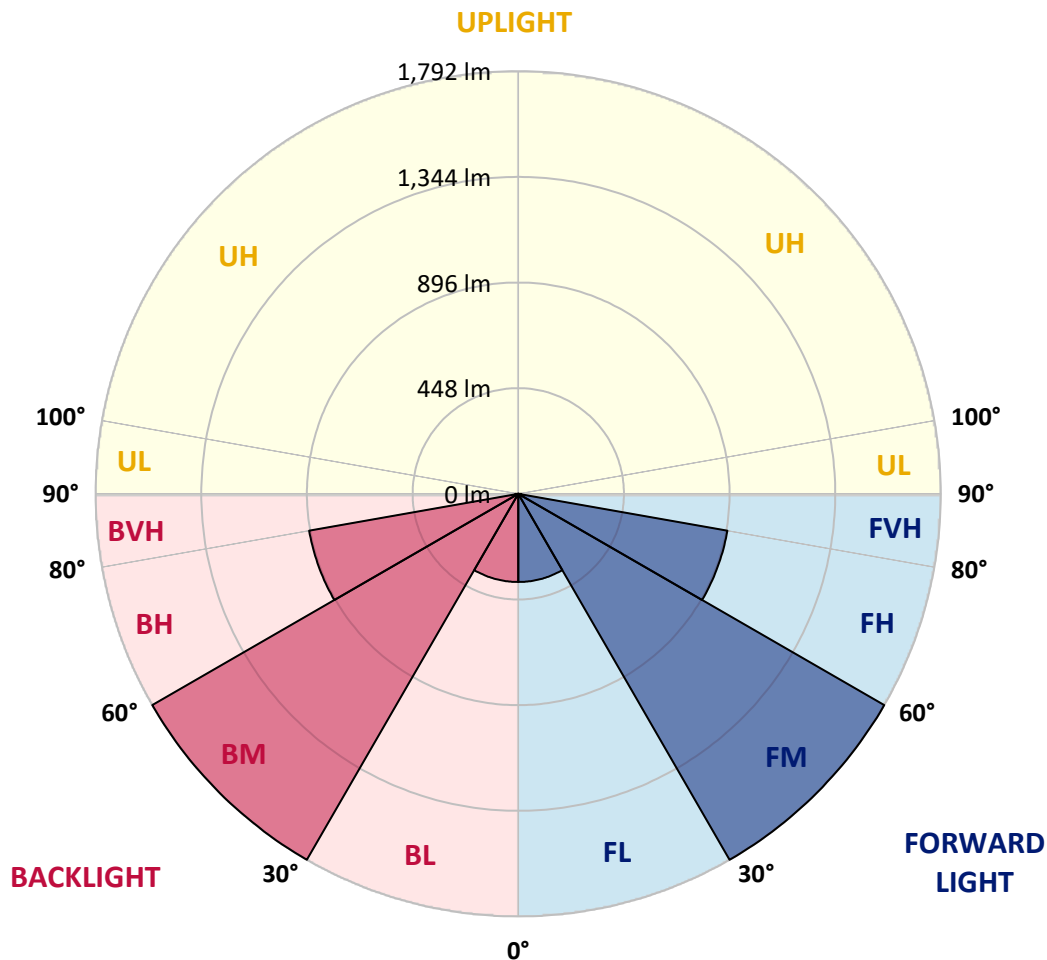
REPORT NUMBER: P316935
 CATALOG NUMBER: GLEON-SA1D-827-U-5NQ

LUMINAIRE CLASSIFICATION SYSTEM LUMEN TABLE AND BUG RATING:

Zone	Lumens	% Fixture	Zone Rating/Lumen Limit		
			B	U	G
FL (0°-30°)	373.9	6.1			
FM (30°-60°)	1792.3	29.1			
FH (60°-80°)	900.7	14.6			G1/1800
FVH (80°-90°)	13.2	0.2			G1/100
BL (0°-30°)	373.9	6.1	B1/500		
BM (30°-60°)	1792.3	29.1	B2/2500		
BH (60°-80°)	900.7	14.6	B2/1000		G1/1800
BVH (80°-90°)	13.2	0.2			G1/100
UL (90°-100°)	0.0	0.0		U0/0	
UH (100°-180°)	0.0	0.0		U0/0	

BUG Rating: B2-U0-G1

Type V Short





REPORT NUMBER: P316935
 CATALOG NUMBER: GLEON-SA1D-827-U-5NQ

CANDELA DISTRIBUTION (FULL):

	0°	5°	15°	25°	35°	45°	55°	65°	75°	85°	90°
0°	743.9	743.9	743.9	743.9	743.9	743.9	743.9	743.9	743.9	743.9	743.9
2.5°	746.4	745.9	746.4	746.6	745.3	745.9	745.7	746.8	747.2	746.8	746.8
5°	754.9	754.3	755.1	756.2	754.5	754.9	754.3	755.6	756.0	755.1	755.8
7.5°	766.8	767.0	767.8	769.7	768.6	769.5	768.2	768.4	768.2	767.0	767.2
10°	779.7	779.9	781.3	783.8	784.2	784.2	783.4	782.7	781.9	781.1	781.3
12.5°	795.2	796.2	797.3	800.3	800.3	802.0	801.6	799.9	798.5	797.3	797.3
15°	816.3	816.1	817.3	820.4	821.8	824.5	824.5	822.2	820.4	819.1	818.7
17.5°	838.4	839.0	839.8	843.5	845.7	848.8	849.2	847.4	846.1	844.5	843.5
20°	864.1	865.2	868.4	869.9	871.9	874.8	875.8	875.4	874.2	873.3	873.5
22.5°	894.2	896.8	898.9	900.9	903.4	905.4	906.5	907.9	906.7	906.1	905.6
25°	930.6	932.4	936.5	940.2	941.8	942.4	943.7	945.7	945.5	944.1	944.1
27.5°	971.9	975.4	980.5	985.8	985.8	983.8	987.8	991.3	990.1	988.3	985.8
30°	1022.0	1025.3	1031.2	1038.6	1034.9	1033.4	1039.0	1045.3	1043.5	1040.4	1040.0
32.5°	1076.0	1079.0	1086.8	1094.8	1090.1	1088.0	1094.0	1103.2	1099.9	1093.8	1090.1
35°	1134.5	1137.5	1148.6	1158.2	1150.2	1146.7	1151.6	1161.7	1155.9	1144.5	1141.6
37.5°	1198.0	1199.7	1214.0	1223.8	1218.3	1209.1	1215.2	1222.6	1217.7	1203.8	1198.3
40°	1264.1	1270.0	1286.6	1298.0	1288.4	1273.9	1284.1	1294.4	1287.0	1269.2	1259.8
42.5°	1341.2	1345.7	1367.8	1378.0	1362.4	1342.0	1355.9	1369.8	1362.4	1345.3	1337.1
45°	1421.3	1428.3	1454.7	1464.9	1442.4	1416.4	1433.4	1457.7	1457.1	1432.4	1423.8
47.5°	1508.7	1515.6	1547.1	1560.6	1536.3	1501.5	1525.4	1559.8	1557.3	1530.1	1523.2
50°	1609.5	1616.8	1656.1	1673.1	1650.4	1609.9	1645.9	1676.1	1671.6	1638.1	1638.7
52.5°	1736.0	1735.6	1784.5	1813.9	1790.6	1754.8	1788.0	1817.4	1798.8	1752.4	1751.0
55°	1846.9	1853.6	1914.1	1970.0	1968.5	1954.8	1968.1	1969.3	1916.2	1854.4	1846.9
57.5°	1919.7	1932.5	2017.8	2118.8	2194.5	2212.7	2186.9	2108.8	1984.3	1885.5	1873.4
60°	1874.9	1894.5	2028.4	2234.4	2457.2	2564.2	2418.8	2176.5	1931.3	1793.7	1777.3
62.5°	1572.7	1605.8	1801.9	2178.5	2683.4	2996.0	2586.9	2067.9	1720.7	1531.1	1503.1
65°	957.8	992.8	1229.1	1793.1	2646.8	3337.9	2510.2	1716.4	1255.9	1020.2	989.9
67.5°	319.2	329.4	468.7	991.1	2080.2	2999.1	2083.7	1027.5	546.6	362.3	351.7
70°	124.9	126.0	148.7	287.3	982.3	2059.9	1083.9	292.4	155.4	122.9	125.6
72.5°	91.8	92.2	98.6	120.0	256.0	907.5	265.2	120.6	95.9	86.1	86.1
75°	73.8	73.8	78.3	87.5	114.7	208.2	116.3	86.5	75.0	68.7	67.9
77.5°	58.3	59.5	63.0	68.9	77.7	100.2	80.6	68.5	60.5	54.6	53.4
80°	43.3	44.6	50.3	53.2	55.8	69.5	59.5	53.6	47.8	40.9	39.7
82.5°	28.4	29.6	36.8	38.4	37.8	45.4	40.1	39.5	35.2	26.4	25.2
85°	18.6	19.0	24.5	25.6	23.5	20.7	25.6	27.0	24.5	17.2	16.6
87.5°	8.8	8.8	12.5	11.7	10.6	8.6	11.7	13.7	13.9	8.4	8.2
90°	0.0	0.0	0.0	0.0	0.0	0.0	0.0	0.0	0.0	0.0	0.0

(END OF REPORT)